



- [1. Basics I](#)

This lesson on '**Basics - I**' includes:

(A) Learning Objectives :

1. Introduction
 2. Building blocks & Basic Grammar rules
 3. Importance
-

(B) Fast Learning Aids :

1. Flowchart
 2. Mind Mapping
 3. Illustrations/ examples
 4. Exercises
 5. DIY (Do it Yourself Activity)
-

(C) Resources:

1. Video - Click on the 'Play' button to start your lesson
 2. Bonus - Exciting free 'E-Book' for this lesson (download by clicking on the link below the video)
-



4.

Play Video

Bonus :

Click on your [FREE E-book \(Basics I\)](#) for quick reference & practice.



2. Basics II

This lesson on 'Basics - II' includes:

(A) Learning Objectives :

1. Introduction
 2. Parts of Speech
 3. Importance
-

(B) Fast Learning Aids :

1. Flowchart
 2. Parts of Speech Table
 3. Mind Mapping
 4. Illustrations/ examples
 5. Exercises
 6. DIY (Do it Yourself Activity)
-

(C) Resources:

1. Video - Click on the 'Play' button to start your lesson
2. Bonus - Exciting free 'E-Book' for this lesson (download by clicking on the link below the video)



Play Video

Bonus :

Click on your [FREE E-book \(Basics II\)](#) for quick reference & practice.



3. Accent

This lesson on 'Accent' includes:

(A) Learning Objectives :

1. Introduction
 2. Importance of Accent & Pronunciation
 3. American English Spelling & British English Spelling
 4. Accent on first syllable
 5. Accent on second syllable
 6. How to improve your English pronunciation
-

(B) Fast Learning Aids :

1. Illustrations/ examples
 2. Practice activity
 3. DIY (Do it Yourself Activity)
-

(C) Resources:

1. Video - Click on the 'Play' button to start your lesson
 2. Bonus - Exciting free 'E-Book' for this lesson (download by clicking on the link below the video)
-



Play Video

Bonus :

Click on your [FREE E-book \(Accent\)](#) for quick reference & practice.



4. Vowels & Consonants

This lesson on 'Vowels & Consonants' includes:

(A) Learning Objectives :

1. Introduction to Vowels & Consonants
 2. Vowel Rules
 3. Basic Spelling Rules
 4. Long Vowel & Short Vowel
-

(B) Fast Learning Aids :

1. Flowchart
 2. Mind Mapping
 3. Illustrations/ examples
 4. Exercises
 5. DIY (Do it Yourself Activity)
-

(C) Resources:

1. Video - Click on the 'Play' button to start your lesson
 2. Bonus - Exciting free 'E-Book' for this lesson (download by clicking on the link below the video)
-



Play Video

Bonus :

Click on your [FREE E-book \(Vowels & Consonants\)](#) for quick reference & practice.



5. Pronouns

This lesson on 'Pronouns' includes:

(A) Learning Objectives :

1. Introduction to Pronouns
 2. Types of Pronouns
 3. Pronouns Chart
-

(B) Fast Learning Aids :

1. Flowchart
 2. Mind Mapping
 3. Illustrations/ examples
 4. Exercises
 5. DIY (Do it Yourself Activity)
-

(C) Resources:

1. Video - Click on the 'Play' button to start your lesson
 2. Bonus - Exciting free 'E-Book' for this lesson (download by clicking on the link below the video)
-



Play Video

Bonus :

Click on your [FREE E-book \(Pronouns\)](#) for quick reference & practice.



6. Be-Do-Have Forms

This lesson on '**Be-Do-Have Forms**' includes:

(A) Learning Objectives :

1. Introduction to Be-Do-Have Forms (Helping Verbs)
 2. Importance
-

(B) Fast Learning Aids :

1. Flowchart
 2. Mind Mapping
 3. Illustrations/ examples
 4. Exercises
 5. DIY (Do it Yourself Activity)
-

(C) Resources:

1. Video - Click on the 'Play' button to start your lesson
 2. Bonus - Exciting free 'E-Book' for this lesson (download by clicking on the link below the video)
-



Play Video

Bonus :

Click on your [FREE E-book \(Be-Do-Have Forms\)](#) for quick reference & practice.



7. Special Combinations of 'Be' Forms

This lesson on 'Special Combinations of 'Be' Forms' includes:

(A) Learning Objectives :

1. Introduction to Special Combination of 'Be' Forms (Positive, Negative, Interrogative, Interrogative Negative)
 2. Importance
-

(B) Fast Learning Aids :

1. Flowchart
 2. Mind Mapping
 3. Illustrations/ examples
 4. Exercises
 5. DIY (Do it Yourself Activity)
-

(C) Resources:

1. Video - Click on the 'Play' button to start your lesson
 2. Bonus - Exciting free 'E-Book' for this lesson (download by clicking on the link below the video)
-



Play Video

Bonus :

Click on your [FREE E-book \(Special Combinations of 'Be' Forms\)](#) for quick reference & practice.



8. Special Combinations of 'Do' Forms

This lesson on 'Special Combinations of 'Do' Forms' includes:

(A) Learning Objectives :

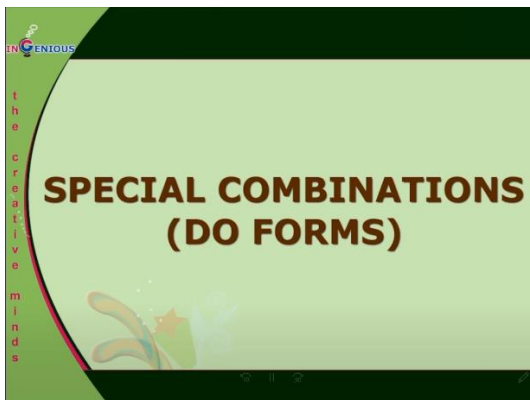
1. Introduction to Special Combination of 'Do' Forms (Positive, Negative, Interrogative, Interrogative Negative)
 2. Importance
-

(B) Fast Learning Aids :

1. Flowchart
 2. Mind Mapping
 3. Illustrations/ examples
 4. Exercises
 5. DIY (Do it Yourself Activity)
-

(C) Resources:

1. Video - Click on the 'Play' button to start your lesson
 2. Bonus - Exciting free 'E-Book' for this lesson (download by clicking on the link below the video)
-



Play Video

Bonus :

Click on your [FREE E-book \(Special Combinations of 'Do' Forms\)](#) for quick reference & practice.



9. Special Combinations of 'Have' Forms

This lesson on 'Special Combinations of 'Have' forms' includes:

(A) Learning Objectives :

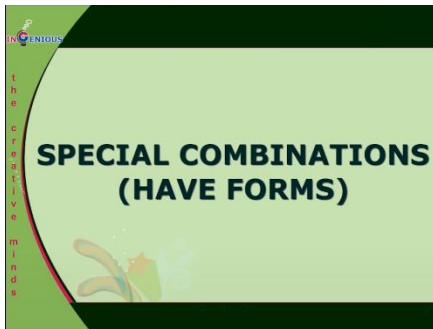
1. Introduction to Special Combination of 'Have' Forms (Positive, Negative, Interrogative, Interrogative Negative)
 2. Importance
-

(B) Fast Learning Aids :

1. Flowchart
 2. Mind Mapping
 3. Illustrations/ examples
 4. Exercises
 5. DIY (Do it Yourself Activity)
-

(C) Resources:

1. Video - Click on the 'Play' button to start your lesson
 2. Bonus - Exciting free 'E-Book' for this lesson (download by clicking on the link below the video)
-



Play Video

Bonus :

Click on your [FREE E-book \(Special Combinations of 'Have' Forms\)](#) for quick reference & practice.



10. Idioms

This lesson on 'Idioms' includes:

(A) Learning Objectives :

1. Introduction & Purpose
 2. Idioms with meanings
 3. Context of usage along with the help of multiple examples
-

(B) Fast Learning Aids :

1. Illustrations/ examples
 2. Exercises
 3. DIY (Do it Yourself Activity)
-

(C) Resources:

1. Video - Click on the 'Play' button to start your lesson
 2. Bonus - Exciting free 'E-Book' for this lesson (download by clicking on the link below the video)
-



Play Video

Bonus :

Click on your [FREE E-book \(Idioms\)](#) for quick reference & practice.



11. Participle Tense

This lesson on 'Participle Tense' includes:

(A) Learning Objectives :

1. Introduction
 2. Usage in daily life with examples
-

(B) Fast Learning Aids :

1. Flowchart
 2. Mind Mapping
 3. Illustrations/ examples
 4. Exercises
 5. DIY (Do it Yourself Activity)
-

(C) Resources:

1. Video - Click on the 'Play' button to start your lesson
 2. Bonus - Exciting free 'E-Book' for this lesson (download by clicking on the link below the video)
-



Play Video

Bonus :

Click on your [FREE E-book \(Participle Tense\)](#) for quick reference & practice.



[12. Simple Present Action](#)

This lesson on 'Simple Present Action' includes:

(A) Learning Objectives :

1. Introduction
 2. Where to use
 3. Sentence formation with examples
-

(B) Fast Learning Aids :

1. Flowchart
 2. Mind Mapping
 3. Illustrations/ examples
 4. Exercises
 5. DIY (Do it Yourself Activity)
-

(C) Resources:

1. Video - Click on the 'Play' button to start your lesson
 2. Bonus - Exciting free 'E-Book' for this lesson (download by clicking on the link below the video)
-



Play Video

Bonus :

Click on your [FREE E-book \(Simple Present Action\)](#) for quick reference & practice.



[13. Simple Past Action](#)

This lesson on 'Simple Past Action' includes:

(A) Learning Objectives :

1. Introduction
 2. Where to use
 3. Sentence formation with examples
-

(B) Fast Learning Aids :

1. Flowchart
 2. Mind Mapping
 3. Illustrations/ examples
 4. Exercises
 5. DIY (Do it Yourself Activity)
-

(C) Resources:

1. Video - Click on the 'Play' button to start your lesson
 2. Bonus - Exciting free 'E-Book' for this lesson (download by clicking on the link below the video)
-



Play Video

Bonus :

Click on your [FREE E-book \(Simple Past Action\)](#) for quick reference & practice.



[14. Simple Future Action](#)

This lesson on 'Simple Future Action' includes:

(A) Learning Objectives :

1. Introduction
 2. Where to use
 3. Sentence formation with examples
-

(B) Fast Learning Aids :

1. Flowchart
 2. Mind Mapping
 3. Illustrations/ examples
 4. Exercises
 5. DIY (Do it Yourself Activity)
-

(C) Resources:

1. Video - Click on the 'Play' button to start your lesson
 2. Bonus - Exciting free 'E-Book' for this lesson (download by clicking on the link below the video)
-



Play Video

Bonus :

Click on your [FREE E-book \(Simple Future Action\)](#) for quick reference & practice.



[15. Simple Present, Past, Future Action](#)

This lesson on 'Simple Present, Past and Future Action' includes:

(A) Learning Objectives :

1. Refresher Session for Simple, Past & Future actions with examples
-

(B) Fast Learning Aids :

1. Flowchart
 2. Mind Mapping
 3. Illustrations/ examples
 4. Exercises
 5. DIY (Do it Yourself Activity)
-

(C) Resources:

1. Video - Click on the 'Play' button to start your lesson
 2. Bonus - Exciting free 'E-Book' for this lesson (download by clicking on the link below the video)
-



Play Video

Bonus :

Click on your [FREE E-book \(Simple Present, Past, Future Action\)](#) for quick reference & practice.



[16. Memory Mapping](#)

This lesson on 'Memory Mapping' includes:

(A) Learning Objectives :

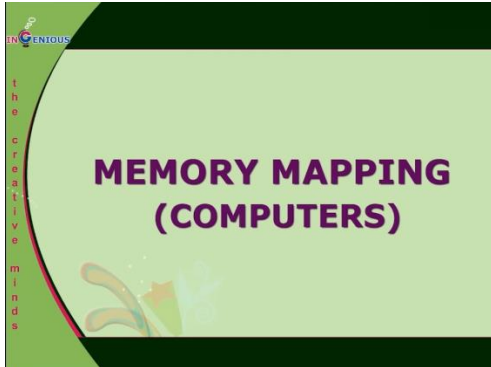
1. Introduction to memory mapping
 2. Interesting & Useful Technique to learn essays, lessons, etc, illustrated with an example
-

(B) Fast Learning Aids :

1. Illustrations/ examples
 2. Exercises
 3. DIY (Do it Yourself Activity)
-

(C) Resources:

1. Video - Click on the 'Play' button to start your lesson
 2. Bonus - Exciting free 'E-Book' for this lesson (download by clicking on the link below the video)
-



Play Video

Bonus :

Click on your [FREE E-book \(Memory Mapping\)](#) for quick reference & practice.



17. Present Continuous Action

This lesson on '**Present Continuous Action**' includes:

(A) Learning Objectives :

1. Introduction
 2. Where to use
 3. Sentence formation Formula with examples
-

(B) Fast Learning Aids :

1. Flowchart
 2. Mind Mapping
 3. Illustrations/ examples
 4. Exercises
 5. DIY (Do it Yourself Activity)
-

(C) Resources:

1. Video - Click on the 'Play' button to start your lesson
 2. Bonus - Exciting free 'E-Book' for this lesson (download by clicking on the link below the video)
-



Play Video

Bonus :

Click on your [FREE E-book \(Present Continuous Action\)](#) for quick reference & practice.



18. Past Continuous Action

This lesson on 'Past Continuous Action' includes:

(A) Learning Objectives :

1. Introduction
 2. Where to use
 3. Sentence formation Formula with examples
-

(B) Fast Learning Aids :

1. Flowchart
 2. Mind Mapping
 3. Illustrations/ examples
 4. Exercises
 5. DIY (Do it Yourself Activity)
-

(C) Resources:

1. Video - Click on the 'Play' button to start your lesson
 2. Bonus - Exciting free 'E-Book' for this lesson (download by clicking on the link below the video)
-



Play Video

Bonus :

Click on your [FREE E-book \(Past Continuous Action\)](#) for quick reference & practice.



19. Future Continuous Action

This lesson on 'Future Continuous Action' includes:

(A) Learning Objectives :

1. Introduction
 2. Where to use
 3. Sentence formation Formula with examples
-

(B) Fast Learning Aids :

1. Flowchart
 2. Mind Mapping
 3. Illustrations/ examples
 4. Exercises
 5. DIY (Do it Yourself Activity)
-

(C) Resources:

1. Video - Click on the 'Play' button to start your lesson
 2. Bonus - Exciting free 'E-Book' for this lesson (download by clicking on the link below the video)
-



Play Video

Bonus :

Click on your [FREE E-book \(Future Continuous Action\)](#) for quick reference & practice.



20. Present, Past, Future Continuous Action

This lesson on 'Present, Past, Future Continuous Action' includes:

(A) Learning Objectives :

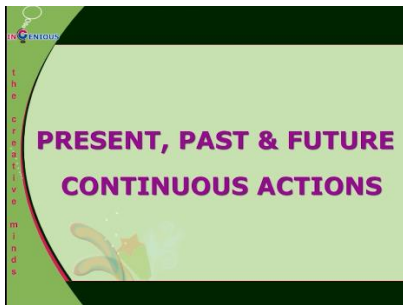
1. Refresher Session for Present, Past, Future Continuous actions with examples
-

(B) Fast Learning Aids :

1. Flowchart
 2. Mind Mapping
 3. Illustrations/ examples
 4. Exercises
 5. DIY (Do it Yourself Activity)
-

(C) Resources:

1. Video - Click on the 'Play' button to start your lesson
 2. Bonus - Exciting free 'E-Book' for this lesson (download by clicking on the link below the video)
-



Play Video

Bonus :

Click on your [FREE E-book \(Present, Past, Future Continuous Action\)](#) for quick reference & practice.



21. Public Speaking

This lesson on 'Public Speaking' includes:

(A) Learning Objectives :

1. Introduction
 2. Importance of Public Speaking
 3. Multiple tips for effective Public Speaking
-

(B) Fast Learning Aids :

1. Illustrations/ examples
 2. Exercises
 3. DIY (Do it Yourself Activity)
-

(C) Resources:

1. Video - Click on the 'Play' button to start your lesson
 2. Bonus - Exciting free 'E-Book' for this lesson (download by clicking on the link below the video)
-



Play Video

Bonus :

Click on your [FREE E-book \(Public Speaking\)](#) for quick reference & practice.



22. Courtesy Words

This lesson on 'Courtesy Words' includes:

(A) Learning Objectives :

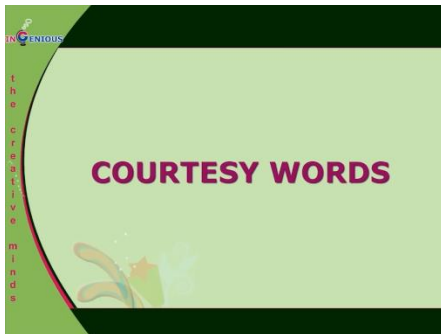
1. Introduction
 2. Importance
 3. The Big 6 formula
 4. Courtesy words for special occasions
-

(B) Fast Learning Aids :

1. Illustrations/ examples
 2. Exercises
 3. DIY (Do it Yourself Activity)
-

(C) Resources:

1. Video - Click on the 'Play' button to start your lesson
 2. Bonus - Exciting free 'E-Book' for this lesson (download by clicking on the link below the video)
-



Play Video

Bonus :

Click on your [FREE E-book \(Courtesy Words\)](#) for quick reference & practice.



23. Present Perfect Action

This lesson on 'Present Perfect Action' includes:

(A) Learning Objectives :

1. Introduction
 2. Where to use
 3. Sentence formation Formula with examples
-

(B) Fast Learning Aids :

1. Flowchart
 2. Mind Mapping
 3. Illustrations/ examples
 4. Exercises
 5. DIY (Do it Yourself Activity)
-

(C) Resources:

1. Video - Click on the 'Play' button to start your lesson
 2. Bonus - Exciting free 'E-Book' for this lesson (download by clicking on the link below the video)
-



Play Video

Bonus :

Click on your [FREE E-book \(Present Perfect Action\)](#) for quick reference & practice.



24. Past Perfect Action

This lesson on 'Past Perfect Action' includes:

(A) Learning Objectives :

1. Introduction
 2. Where to use
 3. Sentence formation Formula with examples
-

(B) Fast Learning Aids :

1. Flowchart
 2. Mind Mapping
 3. Illustrations/ examples
 4. Exercises
 5. DIY (Do it Yourself Activity)
-

(C) Resources:

1. Video - Click on the 'Play' button to start your lesson
 2. Bonus - Exciting free 'E-Book' for this lesson (download by clicking on the link below the video)
-



Play Video

Bonus :

Click on your [FREE E-book \(Past Perfect Action\)](#) for quick reference & practice.



25. Future Perfect Action

This lesson on 'Future Perfect Action' includes:

(A) Learning Objectives :

1. Introduction
 2. Where to use
 3. Sentence formation Formula with examples
-

(B) Fast Learning Aids :

1. Flowchart
 2. Mind Mapping
 3. Illustrations/ examples
 4. Exercises
 5. DIY (Do it Yourself Activity)
-

(C) Resources:

1. Video - Click on the 'Play' button to start your lesson
 2. Bonus - Exciting free 'E-Book' for this lesson (download by clicking on the link below the video)
-



Play Video

Bonus :

Click on your [FREE E-book \(Future Perfect Action\)](#) for quick reference & practice.



26. Present, Past, Future Perfect Action

This lesson on 'Present, Past, Future Perfect Action' includes:

(A) Learning Objectives:

1. Refresher Session for Present, Past, Future Perfect actions with examples
-

(B) Fast Learning Aids :

1. Flowchart
 2. Mind Mapping
 3. Illustrations/ examples
 4. Exercises
 5. DIY (Do it Yourself Activity)
-

(C) Resources:

1. Video - Click on the 'Play' button to start your lesson
 2. Bonus - Exciting free 'E-Book' for this lesson (download by clicking on the link below the video)
-



Play Video

Bonus :

Click on your [FREE E-book \(Present, Past, Future Perfect Action\)](#) for quick reference & practice.



[27. Memory Technique I](#)

This lesson on 'Memory Technique I' includes:

(A) Learning Objectives :

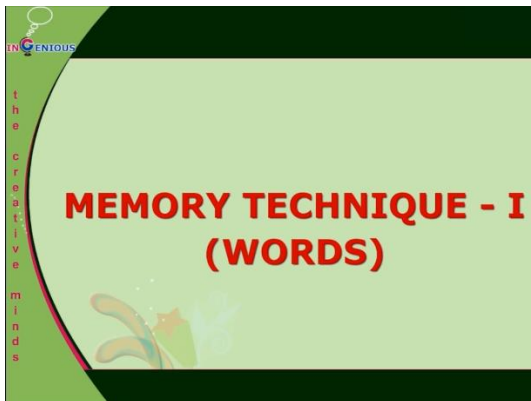
1. Learn the skill to memorize words by oral practice
 2. Sample illustration for practice
-

(B) Fast Learning Aids :

1. Illustrations/ examples
 2. Exercises
 3. DIY (Do it Yourself Activity)
-

(C) Resources:

1. Video - Click on the 'Play' button to start your lesson
 2. Bonus - Exciting free 'E-Book' for this lesson (download by clicking on the link below the video)
-



Play Video

Bonus :

Click on your [FREE E-book \(Memory Technique I\)](#) for quick reference & practice.



28. Memory Technique II

This lesson on 'Memory Technique II' includes:

(A) Learning Objectives :

1. Learn the skill to memorize words, sentences, paragraphs and lessons by oral practice
 2. Sample illustration for practice
-

(B) Fast Learning Aids :

1. Illustrations/ examples
 2. Exercises
 3. DIY (Do it Yourself Activity)
-

(C) Resources:

1. Video - Click on the 'Play' button to start your lesson
 2. Bonus - Exciting free 'E-Book' for this lesson (download by clicking on the link below the video)
-



Play Video

Bonus :

Click on your [FREE E-book \(Memory Technique II\)](#) for quick reference & practice.



29. Present Perfect Continuous Action

This lesson on 'Present Perfect Continuous Action' includes:

(A) Learning Objectives :

1. Introduction
 2. Where to use
 3. Sentence formation Formula with examples
-

(B) Fast Learning Aids :

1. Flowchart
 2. Mind Mapping
 3. Illustrations/ examples
 4. Exercises
 5. DIY (Do it Yourself Activity)
-

(C) Resources:

1. Video - Click on the 'Play' button to start your lesson
 2. Bonus - Exciting free 'E-Book' for this lesson (download by clicking on the link below the video)
-



Play Video

Bonus :

Click on your [FREE E-book \(Present Perfect Continuous Action\)](#) for quick reference & practice.



[30. Past Perfect Continuous Action](#)

This lesson on 'Past Perfect Continuous Action' includes:

(A) Learning Objectives :

1. Introduction
 2. Where to use
 3. Sentence formation Formula with examples
-

(B) Fast Learning Aids :

1. Flowchart
 2. Mind Mapping
 3. Illustrations/ examples
 4. Exercises
 5. DIY (Do it Yourself Activity)
-

(C) Resources:

1. Video - Click on the 'Play' button to start your lesson
 2. Bonus - Exciting free 'E-Book' for this lesson (download by clicking on the link below the video)
-



Play Video

Bonus :

Click on your [FREE E-book \(Past Perfect Continuous Action\)](#) for quick reference & practice.



31. Future Perfect Continuous Action

This lesson on 'Future Perfect Continuous Action' includes:

(A) Learning Objectives :

1. Introduction
 2. Where to use
 3. Sentence formation Formula with examples
-

(B) Fast Learning Aids :

1. Flowchart
 2. Mind Mapping
 3. Illustrations/ examples
 4. Exercises
 5. DIY (Do it Yourself Activity)
-

(C) Resources:

1. Video - Click on the 'Play' button to start your lesson
 2. Bonus - Exciting free 'E-Book' for this lesson (download by clicking on the link below the video)
-



Play Video

Bonus :

Click on your [FREE E-book \(Future Perfect Continuous Action\)](#) for quick reference & practice.



[32. Present, Past & Future Perfect Continuous Action](#)

This lesson on 'Present, Past & Future Continuous Action' includes:

(A) Learning Objectives :

1. Refresher Session for Present, Past, Future Perfect Continuous actions with examples
-

(B) Fast Learning Aids :

1. Flowchart
 2. Mind Mapping
 3. Illustrations/ examples
 4. Exercises
 5. DIY (Do it Yourself Activity)
-

(C) Resources:

1. Video - Click on the 'Play' button to start your lesson
 2. Bonus - Exciting free 'E-Book' for this lesson (download by clicking on the link below the video)
-



Play Video

Bonus :

Click on your [FREE E-book \(Present, Past & Future Perfect Continuous Action\)](#) for quick reference & practice.



33. Tenses

This lesson on 'Tenses' includes:

(A) Learning Objectives :

1. Refresher Session on Simple Tense, Continuous Tense, Perfect Tense, & Perfect Continuous Tense
-

(B) Fast Learning Aids :

1. Flowchart
 2. Mind Mapping
 3. Illustrations/ examples
 4. Exercises
 5. DIY (Do it Yourself Activity)
-

(C) Resources:

1. Video - Click on the 'Play' button to start your lesson
 2. Bonus - Exciting free 'E-Book' for this lesson (download by clicking on the link below the video)
-



Play Video

Bonus :

Click on your [FREE E-book \(Tenses\)](#) for quick reference & practice.



[34. Conditional Tenses](#)

This lesson on 'Conditional Tenses' includes:

(A) Learning Objectives :

1. Introduction
 2. Types
 3. Usage & examples
-

(B) Fast Learning Aids :

1. Flowchart
 2. Mind Mapping
 3. Illustrations/ examples
 4. Exercises
 5. DIY (Do it Yourself Activity)
-

(C) Resources:

1. Video - Click on the 'Play' button to start your lesson
 2. Bonus - Exciting free 'E-Book' for this lesson (download by clicking on the link below the video)
-



Play Video

Bonus :

Click on your [FREE E-book \(Conditional Tenses\)](#) for quick reference & practice.



35. Active & Passive Voice

This lesson on 'Active & Passive Voice' includes:

(A) Learning Objectives :

1. Introduction
 2. Rules to convert active to passive and vice versa with examples
-

(B) Fast Learning Aids :

1. Flowchart
 2. Mind Mapping
 3. Illustrations/ examples
 4. Exercises
 5. DIY (Do it Yourself Activity)
-

(C) Resources:

1. Video - Click on the 'Play' button to start your lesson
 2. Bonus - Exciting free 'E-Book' for this lesson (download by clicking on the link below the video)
-



Play Video

Bonus :

Click on your [FREE E-book \(Active & Passive Voice\)](#) for quick reference & practice.



[36. Conversation I](#)

This lesson on 'Conversation I' includes:

(A) Learning Objectives :

1. Introduction
 2. 3 KEY questions to ask yourself during conversation
 3. Conversation Questions you MUST answer for better body language
-

(B) Fast Learning Aids :

1. Illustrations/ examples
 2. Exercises
 3. DIY (Do it Yourself Activity)
-

(C) Resources:

1. Video - Click on the 'Play' button to start your lesson
 2. Bonus - Exciting free 'E-Book' for this lesson (download by clicking on the link below the video)
-



Play Video

Bonus :

Click on your [FREE E-book \(Conversation I\)](#) for quick reference & practice.



[37. Conversation II](#)

This lesson on 'Conversation II' includes:

(A) Learning Objectives :

1. Introduction (Formal & Informal)
 2. Basic Rules of Conversation
-

(B) Fast Learning Aids :

1. Illustrations/ examples
 2. Exercises
 3. DIY (Do it Yourself Activity)
-

(C) Resources:

1. Video - Click on the 'Play' button to start your lesson
 2. Bonus - Exciting free 'E-Book' for this lesson (download by clicking on the link below the video)
-



Play Video

Bonus :

Click on your [FREE E-book \(Conversation II\)](#) for quick reference & practice.



[38. Super Bonus I : Group Discussion \(GD\)](#)

This lesson on 'Group Discussion (GD)' includes:

(A) Learning Objectives :

1. Introduction & Purpose
 2. Why GD's are important for companies
 3. Benefits
 4. How to Initiate a GD
 5. Discussion etiquettes (Dos and Don'ts)
 6. Qualities that companies look from a candidate through a GD
 7. Topics to practice
-

(B) Fast Learning Aids :

1. Illustrations/ examples
 2. Exercises
 3. DIY (Do it Yourself Activity)
-

(C) Resources:

1. Video - Click on the 'Play' button to start your lesson
 2. Bonus - Exciting free 'E-Book' for this lesson (download by clicking on the link below the video)
-



Play Video

Bonus :

Click on your [FREE E-book \(Group Discussion\)](#) for quick reference & practice.



[39. Super Bonus II : Interview Skills](#)

This lesson on 'Interview Skills' includes:

(A) Learning Objectives :

1. Introduction
2. Preparation tips for an interview
3. Qualities Employers seek from a candidate
4. How to create a favorable first impression
5. Competencies that will help you ACE an interview
6. Important things to consider before answering the interviewer
7. How to deal with nervousness
8. How to avoid creating a bad impression?
9. Closing the Interview
10. How to evaluate the interview
11. Few basic questions that interviewers generally ask
12. Demo Interview Questions

(B) Fast Learning Aids :

1. Illustrations/ examples
2. Exercises
3. DIY (Do it Yourself Activity)

(C) Resources:

1. Video - Click on the 'Play' button to start your lesson
2. Bonus - Exciting free 'E-Book' for this lesson (download by clicking on the link below the video)



Play Video

Bonus :

Click on your [FREE E-book \(Interview Skills\)](#) for quick reference & practice.
